




<b>Split 8-Flute Stretcher</b>	<b>W</b>	<b>H</b>	<b>L</b>
	4"	8"	16"
	8"	8"	16"
	12"	8"	16"

<b>Split Corner</b>	<b>W</b>	<b>H</b>	<b>L</b>
	<a href="#">Technical Specs-8"(PDF)</a>		
	8"	8"	16"

<b>Split Half Score Corner</b>	<b>W</b>	<b>H</b>	<b>L</b>
No Image Available	<a href="#">Technical Specs-8"(PDF)</a>		
	8"	8"	16"

<b>Split Half Score L-Corner</b>	<b>W</b>	<b>H</b>	<b>L</b>
No Image Available	<a href="#">Technical Specs-4"(PDF)</a>		
	4"	8"	16"

<b>Split Half Score Solid</b>	<b>W</b>	<b>H</b>	<b>L</b>
No Image Available	<a href="#">Technical Specs-4"(PDF)</a>		
	4"	8"	16"

<b>Split Whole Sash/Breaker</b>	<b>W</b>	<b>H</b>	<b>L</b>
	<a href="#">Technical Specs-8"(PDF)</a>		
	8"	8"	16"
	12"	8"	16"

<b>Split-Faced Half Sash</b>	<b>W</b>	<b>H</b>	<b>L</b>
	8"	8"	16"
	12"	8"	16"

<b>Split-Faced Half-Scored Partition Double Flush</b>	<b>W</b>	<b>H</b>	<b>L</b>
No Image Available	<a href="#">Technical Specs-4"(PDF)</a>		
	4"	8"	16"

<b>Split-Faced Half-Scored Whole Sash Breaker</b>	<b>W</b>	<b>H</b>	<b>L</b>
	6"	8"	16"
	8"	8"	16"



12"	8"	16"
-----	----	-----

**Split-Faced Knock-Out Bond Beam**



[Technical Specs-8"\(PDF\)](#)  
[Technical Specs-12"\(PDF\)](#)

W	H	L
8"	8"	16"
12"	8"	16"

**Split-Faced Partition**



[Technical Specs-4"\(PDF\)](#)

W	H	L
4"	8"	16"

**Split-Faced Perimeter**



W	H	L
8"	8"	16"

**Split-Faced Solid**



W	H	L
4"	8"	16"
6"	8"	16"
8"	8"	16"

**Split-Faced Solid Corner**



W	H	L
8"	8"	16"

**Split-Faced Solid with 5 Vertical & 2 Horizontal Scores**

W	H	L
---	---	---



4"	8"	16"
6"	8"	16"
8"	8"	16"

**Split-Faced Stretcher**



W	H	L
6"	8"	16"
8"	8"	16"
12"	8"	16"

**Split-Faced U-Block Bond Beam**

[Technical Specs-8"\(PDF\)](#)



W	H	L
8"	8"	16"

**Split-Faced W-Block Bond Beam**



W	H	L
12"	8"	16"